

Scaled data based on original data using  
LM-79-08 Approved Method: Electrical and Photometric Measurements of Solid-  
State Lighting Products

Test Report Prepared for  
Cooper Lighting Solutions  
(formerly Eaton)

Brand: McGRAW-EDISON

Report Number: P228829

Luminaire Tested: **ISC-AF-1200-LED-E1-RW**

Issue Date: 3/3/2020

**Test Information**

Test Method: LM-79-08  
Report Number: P228829  
TEST IS SCALED FROM IESNA LM-79-08 TEST DATA (P29765)  
Test Lab: INNOVATION CENTER-P2  
Issue Date: 3/3/2020  
Manufacturer: COOPER LIGHTING SOLUTIONS (FORMERLY EATON)  
Product Line: MCGRAW-EDISON  
Catalog Number: ISC-AF-1200-LED-E1-RW  
Description: IMPACT ELITE LED CYLINDER LUMINAIRE  
LIGHT SQUARE WITH ACCULED OPTICS-RECTANGULAR WIDE TYPE I  
Light Source: (16) 4000K CCT, 70 CRI LEDs  
Ballast/Driver: ELECTRONIC DRIVER

**Summary**

Lumens per Lamp: N/A  
Luminaire Lumens: 6714.6 lumens  
Efficiency: N/A  
Efficacy: 101.7 lumens/watt  
Luminous Opening: Rectangular (W 0.5' x L: 0.5' x H: 0')  
IES Classification: Type II - Medium - Full Cutoff  
BUG Rating: B3 - U0 - G3

Input Watts (W): 66  
Input Voltage (V): 120  
Input Current (Ain): NR  
Voltage Rise (V): NR  
Power Factor: NR  
Total Harmonic Distortion (THDi): NR  
Frequency (hertz): 60  
Stabilization Time: NR  
Operation Time: NR  
Ambient Temperature (°C): NR  
Test Distance: 25 FT

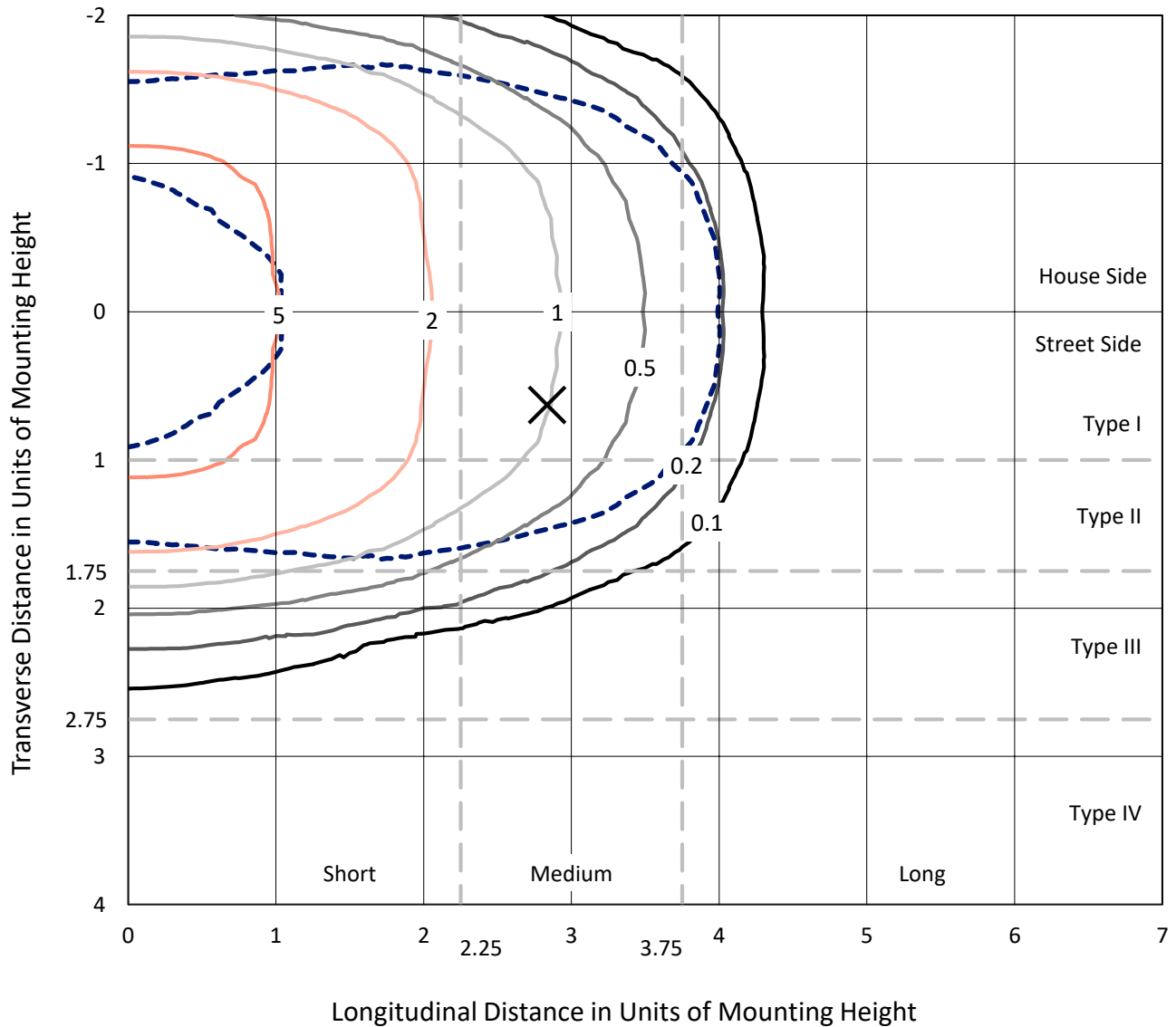


REPORT NUMBER: P228829

CATALOG NUMBER: ISC-AF-1200-LED-E1-RW

### Iso-Footcandle Lines of Horizontal Illumination

× Max cd  
 - - - 1/2 Max cd

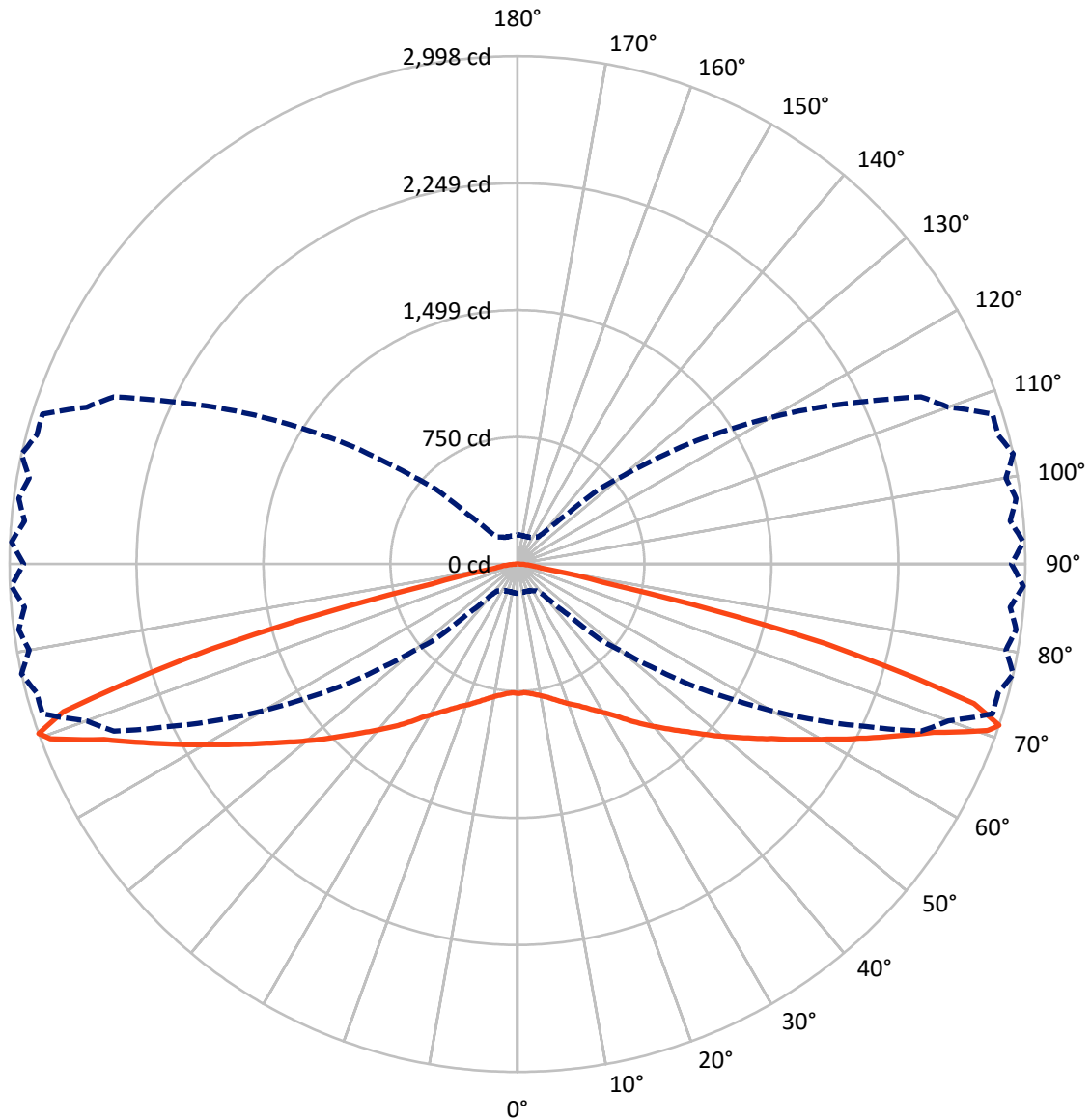


Based on 10 foot mounting height. Maximum calculated value = 7.8 fc  
 Type II - Medium - Full Cutoff

REPORT NUMBER: P228829

CATALOG NUMBER: ISC-AF-1200-LED-E1-RW

### Luminous Intensity Polar Plot



— Vertical Plane Through 77.5-Deg Lateral      - - - Horizontal Cone Through 71-Deg Vertical

REPORT NUMBER: P228829

CATALOG NUMBER: ISC-AF-1200-LED-E1-RW

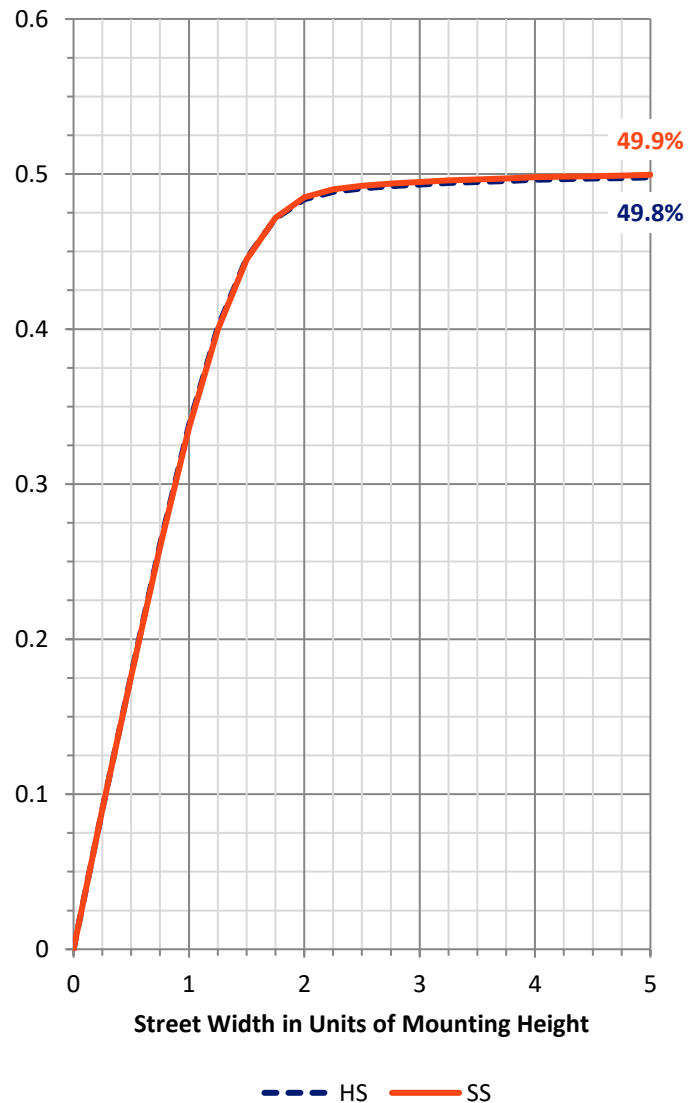
**FLUX DISTRIBUTION:**

		Downward	Upward	Total
<b>House Side</b>	Lumens	3357.3	0.0	3357.3
	% Fixture	50.0	0.0	50.0
<b>Street Side</b>	Lumens	3357.3	0.0	3357.3
	% Fixture	50.0	0.0	50.0
<b>Total</b>	Lumens	6714.6	0.0	6714.6
	% Fixture	100.0	0.0	100.0

**Coefficient of Utilization**

**ZONAL LUMENS:**

Zone	Lumens	% Fixture
0°-10°	73.9	1.1
10°-20°	230.8	3.4
20°-30°	431.9	6.4
30°-40°	751.8	11.2
40°-50°	1226.7	18.3
50°-60°	1692.8	25.2
60°-70°	1605.8	23.9
70°-80°	661.0	9.8
80°-90°	39.9	0.6
90°-100°	0.0	0.0
100°-110°	0.0	0.0
110°-120°	0.0	0.0
120°-130°	0.0	0.0
130°-140°	0.0	0.0
140°-150°	0.0	0.0
150°-160°	0.0	0.0
160°-170°	0.0	0.0
170°-180°	0.0	0.0
0°-90°	6714.6	100.0
0°-180°	6714.6	100.0



REPORT NUMBER: P228829

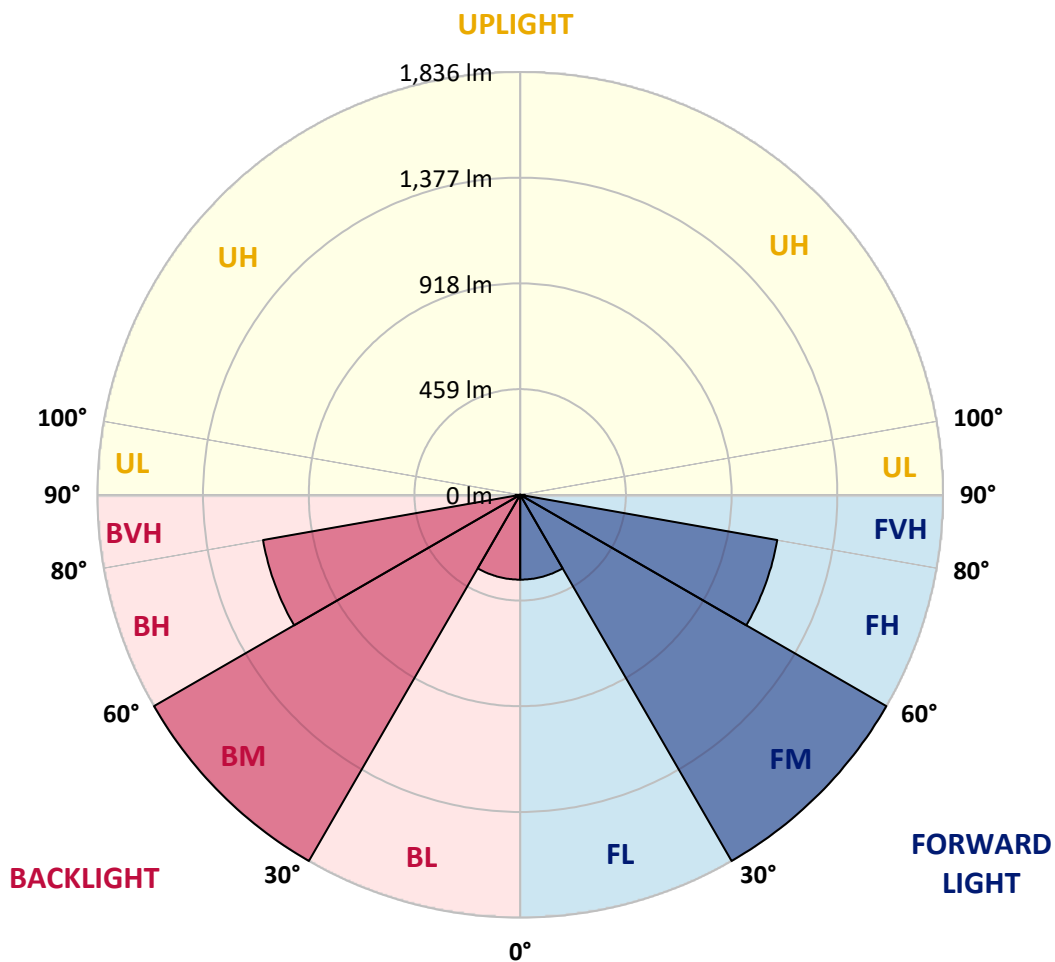
CATALOG NUMBER: ISC-AF-1200-LED-E1-RW

**LUMINAIRE CLASSIFICATION SYSTEM LUMEN TABLE AND BUG RATING:**

Zone		Lumens	% Fixture	Zone Rating/Lumen Limit		
				B	U	G
FL	(0°-30°)	368.3	5.5			
FM	(30°-60°)	1835.7	27.3			
FH	(60°-80°)	1133.4	16.9			G1/1800
FVH	(80°-90°)	20.0	0.3			G1/100
BL	(0°-30°)	368.3	5.5	B1/500		
BM	(30°-60°)	1835.7	27.3	B2/2500		
BH	(60°-80°)	1133.4	16.9	B3/2500		G3/2500
BVH	(80°-90°)	20.0	0.3			G1/100
UL	(90°-100°)	0.0	0.0		U0/0	
UH	(100°-180°)	0.0	0.0		U0/0	

**BUG Rating: B3-U0-G3**

Type II Medium





REPORT NUMBER: P228829

CATALOG NUMBER: ISC-AF-1200-LED-E1-RW

**CANDELA DISTRIBUTION (FULL):**

	0°	5°	15°	25°	35°	37.5°	40°	42.5°	45°	47.5°	50°
0°	764.6	764.6	764.6	764.6	764.6	764.6	764.6	764.6	764.6	764.6	764.6
2.5°	762.4	760.2	762.4	762.4	764.6	764.6	764.6	764.6	762.4	766.8	766.8
5°	762.4	762.4	764.6	764.6	769.1	773.5	766.8	769.1	771.2	769.1	773.5
7.5°	762.4	762.4	762.4	766.8	773.5	778.0	773.5	775.7	780.1	780.1	784.6
10°	755.7	753.5	757.9	766.8	778.0	784.6	782.4	791.3	789.0	791.3	795.7
12.5°	744.6	744.6	753.5	766.8	786.9	791.3	793.5	797.9	804.6	802.4	809.1
15°	746.8	749.0	757.9	775.7	800.2	804.6	806.8	806.8	818.0	813.5	826.9
17.5°	762.4	764.6	773.5	791.3	820.1	820.1	822.4	826.9	842.4	833.5	851.3
20°	786.9	789.0	797.9	818.0	844.5	842.4	846.8	851.3	871.2	862.3	880.1
22.5°	815.7	820.1	831.2	853.4	882.4	869.0	877.9	886.8	906.8	891.3	915.7
25°	855.7	862.3	873.5	897.9	929.0	913.5	922.4	929.0	951.2	929.0	953.5
27.5°	913.5	917.9	926.8	953.5	980.2	969.0	973.5	977.9	1004.6	980.2	1006.9
30°	982.4	989.1	998.0	1022.4	1049.0	1031.3	1040.1	1044.6	1066.8	1042.4	1064.6
32.5°	1069.1	1075.7	1086.9	1109.1	1131.3	1104.7	1106.8	1113.6	1135.8	1111.3	1135.8
35°	1171.3	1175.8	1191.3	1218.0	1233.6	1191.3	1193.6	1193.6	1222.4	1189.1	1215.8
37.5°	1278.0	1282.5	1300.3	1326.9	1344.7	1298.0	1298.0	1300.3	1326.9	1289.1	1313.6
40°	1389.2	1402.5	1422.5	1449.1	1462.5	1409.1	1413.6	1411.4	1442.5	1398.1	1422.5
42.5°	1500.3	1511.4	1540.3	1571.4	1586.9	1533.6	1535.9	1529.2	1560.3	1513.6	1533.6
45°	1595.8	1604.7	1640.3	1684.7	1709.1	1653.6	1653.6	1653.6	1684.7	1627.0	1651.5
47.5°	1673.6	1680.3	1718.0	1782.5	1822.6	1766.9	1771.4	1762.5	1809.2	1738.1	1771.4
50°	1729.2	1731.4	1780.3	1853.7	1922.5	1871.5	1878.1	1882.5	1927.0	1864.7	1893.7
52.5°	1747.0	1751.4	1806.9	1895.9	1995.9	1962.5	1987.0	1995.9	2035.9	1969.3	2009.3
55°	1684.7	1695.8	1780.3	1911.5	2047.0	2035.9	2064.8	2082.6	2133.7	2078.1	2120.4
57.5°	1475.8	1489.1	1607.0	1822.6	2058.2	2076.0	2116.0	2144.8	2218.2	2184.8	2231.5
60°	1178.0	1189.1	1309.2	1569.2	1918.1	2027.1	2118.1	2200.4	2276.0	2282.6	2342.7
62.5°	809.1	824.6	940.2	1189.1	1613.6	1758.0	1889.2	2024.8	2151.5	2304.8	2382.7
65°	395.7	404.5	502.3	742.4	1184.7	1369.1	1522.5	1713.6	1831.4	2051.5	2178.2
67.5°	217.8	217.8	233.3	308.9	633.4	815.7	980.2	1220.2	1340.3	1611.4	1773.7
70°	182.3	182.3	177.8	188.9	240.1	284.5	369.0	506.8	673.4	946.8	1093.5
71°	173.4	171.1	168.9	173.4	193.3	202.2	237.8	311.2	422.3	653.5	797.9
72.5°	162.2	157.8	151.1	153.3	164.5	164.5	171.1	182.3	224.4	306.7	411.2
75°	140.0	135.5	128.9	128.9	131.1	133.4	135.5	140.0	142.3	146.7	164.5
77.5°	115.6	111.1	104.4	104.4	102.2	104.4	108.9	111.1	106.7	115.6	117.8
80°	88.9	82.2	80.0	80.0	77.7	75.6	75.6	75.6	77.7	82.2	84.5
82.5°	55.5	51.1	53.3	51.1	48.9	48.9	48.9	48.9	51.1	51.1	55.5
85°	26.7	26.7	28.8	26.7	22.2	22.2	20.0	17.8	20.0	17.8	22.2
87.5°	0.0	0.0	0.0	0.0	0.0	0.0	0.0	0.0	0.0	0.0	2.3
90°	0.0	0.0	0.0	0.0	0.0	0.0	0.0	0.0	0.0	0.0	0.0



REPORT NUMBER: P228829

CATALOG NUMBER: ISC-AF-1200-LED-E1-RW

**CANDELA DISTRIBUTION (continued):**

	52.5°	55°	57.5°	60°	62.5°	65°	67.5°	70°	72.5°	75°	77.5°
0°	764.6	764.6	764.6	764.6	764.6	764.6	764.6	764.6	764.6	764.6	764.6
2.5°	760.2	764.6	762.4	764.6	760.2	764.6	757.9	764.6	762.4	764.6	760.2
5°	766.8	773.5	766.8	775.7	766.8	775.7	766.8	775.7	769.1	775.7	766.8
7.5°	773.5	786.9	778.0	789.0	778.0	791.3	778.0	791.3	782.4	793.5	778.0
10°	786.9	802.4	789.0	802.4	789.0	804.6	789.0	806.8	793.5	811.3	791.3
12.5°	797.9	815.7	802.4	820.1	800.2	824.6	804.6	831.2	809.1	835.8	809.1
15°	813.5	835.8	822.4	842.4	822.4	849.0	824.6	855.7	831.2	860.2	831.2
17.5°	835.8	860.2	842.4	866.8	844.5	873.5	846.8	880.1	855.7	884.6	855.7
20°	866.8	886.8	869.0	895.7	871.2	897.9	875.7	902.3	882.4	909.1	882.4
22.5°	902.3	920.1	906.8	922.4	900.2	922.4	900.2	922.4	906.8	929.0	906.8
25°	942.3	955.7	940.2	955.7	935.7	953.5	933.5	951.2	935.7	955.7	940.2
27.5°	995.7	1002.4	984.6	998.0	973.5	991.2	969.0	986.8	971.3	989.1	977.9
30°	1053.5	1060.2	1042.4	1051.3	1024.6	1035.7	1011.3	1026.8	1013.5	1026.8	1020.2
32.5°	1118.0	1126.9	1106.8	1111.3	1089.0	1091.3	1071.3	1078.0	1066.8	1071.3	1069.1
35°	1191.3	1202.5	1180.2	1186.9	1162.5	1162.5	1144.7	1142.4	1138.0	1133.5	1133.5
37.5°	1284.7	1289.1	1271.3	1271.3	1242.5	1242.5	1220.2	1220.2	1211.4	1202.5	1198.0
40°	1386.9	1389.2	1360.2	1358.1	1329.1	1329.1	1304.7	1298.0	1282.5	1271.3	1264.7
42.5°	1495.9	1493.6	1451.4	1455.9	1413.6	1415.8	1384.7	1378.0	1362.5	1349.2	1335.8
45°	1607.0	1598.1	1555.8	1553.7	1504.8	1506.9	1469.2	1464.7	1442.5	1429.2	1413.6
47.5°	1720.3	1715.9	1669.1	1658.1	1607.0	1604.7	1555.8	1555.8	1533.6	1520.3	1504.8
50°	1838.1	1835.9	1782.5	1775.8	1722.5	1713.6	1655.9	1655.9	1629.2	1624.8	1602.6
52.5°	1967.0	1958.1	1900.3	1898.1	1847.0	1840.3	1778.1	1773.7	1733.6	1731.4	1707.0
55°	2093.7	2078.1	2040.4	2022.6	1971.4	1969.3	1913.6	1902.6	1851.4	1851.4	1820.3
57.5°	2209.3	2196.0	2164.9	2149.3	2100.4	2093.7	2033.7	2033.7	1989.2	1987.0	1953.7
60°	2329.3	2333.8	2300.4	2293.8	2247.1	2244.9	2184.8	2184.8	2140.4	2138.2	2100.4
62.5°	2431.6	2476.0	2462.7	2467.2	2427.1	2420.4	2360.5	2356.0	2304.8	2298.2	2267.1
65°	2331.5	2487.1	2587.1	2653.8	2649.3	2647.2	2589.4	2580.5	2516.0	2498.3	2447.1
67.5°	1958.1	2160.4	2342.7	2542.6	2689.3	2800.5	2833.9	2820.5	2764.9	2713.8	2651.6
70°	1311.3	1544.8	1775.8	2024.8	2276.0	2520.4	2771.6	2880.5	2996.1	2956.1	2945.0
71°	998.0	1238.0	1469.2	1731.4	1998.1	2269.3	2578.2	2707.1	2940.6	2938.3	2998.3
72.5°	562.3	775.7	1022.4	1251.4	1502.5	1782.5	2100.4	2242.6	2578.2	2644.9	2818.3
75°	180.0	246.7	326.7	515.7	671.3	926.8	1162.5	1304.7	1527.0	1638.1	1880.4
77.5°	120.0	133.4	137.8	160.0	180.0	255.6	346.7	424.5	466.8	489.0	513.4
80°	86.6	93.4	97.8	108.9	111.1	124.5	124.5	137.8	135.5	144.4	137.8
82.5°	55.5	62.2	64.4	68.9	71.1	80.0	84.5	93.4	93.4	97.8	95.5
85°	26.7	31.1	31.1	35.6	35.6	42.2	42.2	48.9	48.9	55.5	53.3
87.5°	2.3	2.3	2.3	4.4	4.4	4.4	6.6	8.9	8.9	8.9	8.9
90°	0.0	0.0	0.0	0.0	0.0	0.0	0.0	0.0	0.0	0.0	0.0





REPORT NUMBER: P228829

CATALOG NUMBER: ISC-AF-1200-LED-E1-RW

**CANDELA DISTRIBUTION (continued):**

	80°	82.5°	85°	87.5°	90°
0°	764.6	764.6	764.6	764.6	764.6
2.5°	766.8	764.6	766.8	762.4	766.8
5°	778.0	769.1	780.1	769.1	780.1
7.5°	795.7	784.6	797.9	780.1	795.7
10°	811.3	795.7	813.5	795.7	811.3
12.5°	837.9	813.5	842.4	813.5	842.4
15°	864.6	835.8	871.2	840.1	869.0
17.5°	889.0	862.3	895.7	864.6	893.4
20°	911.2	886.8	915.7	884.6	915.7
22.5°	933.5	917.9	940.2	917.9	940.2
25°	962.4	951.2	966.8	951.2	966.8
27.5°	995.7	991.2	1000.1	989.1	1002.4
30°	1033.5	1035.7	1038.0	1035.7	1040.1
32.5°	1080.2	1091.3	1086.9	1086.9	1086.9
35°	1144.7	1164.6	1151.3	1155.7	1153.6
37.5°	1204.6	1233.6	1215.8	1222.4	1218.0
40°	1271.3	1291.4	1286.9	1286.9	1282.5
42.5°	1344.7	1369.1	1362.5	1364.7	1360.2
45°	1424.7	1447.0	1438.1	1435.8	1438.1
47.5°	1515.8	1540.3	1529.2	1527.0	1529.2
50°	1611.4	1640.3	1631.4	1627.0	1631.4
52.5°	1715.9	1751.4	1747.0	1742.5	1749.2
55°	1838.1	1871.5	1867.0	1871.5	1873.6
57.5°	1960.4	1998.1	1989.2	2000.4	2004.8
60°	2113.7	2135.9	2138.2	2140.4	2142.6
62.5°	2269.3	2278.2	2284.9	2291.5	2293.8
65°	2449.4	2451.5	2456.0	2449.4	2456.0
67.5°	2622.7	2607.1	2604.9	2611.6	2616.0
70°	2891.7	2891.7	2869.4	2900.5	2873.9
71°	2927.2	2969.4	2920.5	2989.5	2916.1
72.5°	2753.8	2831.6	2776.1	2838.3	2764.9
75°	1915.9	2095.9	2093.7	2182.6	2111.5
77.5°	531.2	497.9	531.2	457.9	437.8
80°	144.4	131.1	142.3	120.0	135.5
82.5°	95.5	82.2	80.0	64.4	68.9
85°	55.5	42.2	42.2	33.3	35.6
87.5°	8.9	2.3	8.9	4.4	6.6
90°	0.0	0.0	0.0	0.0	0.0

(END OF REPORT)